



FIRST 5

TULARE COUNTY

LOCAL ANNUAL REPORT



22-23

Year

2

Prepared by:

Michele Eaton, Executive Director
Christina Saucedo, Chief Program Officer, MBA

TABLE OF CONTENTS



- 01.** Vision and Mission Statement Page 4
- 02.** Executive Summary Page 6
- 03.** Financial Dashboard Page 8
- 04.** Strategic Priority: Health
- 05.** Strategic Priority: Early Care and
Development
- 06.** Strategic Priority: Strong Families
- 07.** First 5 Administered Programs

CHILDREN ARE HEALTHY	10
Altura Centers for Health: Breastfeeding Program	12
Altura Centers for Health: Oral Health Program	13
Family HealthCare Network: KinderCare Dental	14
Family Services of Tulare County: Early Childhood Mental Health Program	15
Sierra View Medical Center: Breastfeeding Initiative	16
READY FOR SCHOOL	18
Traver Joint Elementary School District: Traver School Readiness	20
Tulare City School District: Comprehensive School Readiness Program	21
STRONG FAMILIES	22
Cutler-Orosi Family Resource Center	26
Family Services of Tulare County: Addressing Childhood Trauma (ACT)	27
Family Services of Tulare County: Goshen Family Resource Center	28
Lindsay Unified School District: Lindsay Family Resource Center	29
Parenting Network: Dinuba Family Resource Center	30
Parenting Network: Porterville Family Resource Center	31
Parenting Network: Visalia Family Resource Center	32
Save the Children: Early Steps to School Success	33
United Way of Tulare County: 2-1-1 Referral System	34
Visalia Unified Building Futures Program	35
Woodlake Unified School District: Woodlake Family Resource Center	36
FIRST 5 ADMINISTERED PROGRAMS	39
Kits for New Parents	40
First 5 Tulare County Licensed Child Care Provider Mini-Grants	41
First 5 Tulare County One Time Grants	42
First 5 Tulare County Special Project Grants	43
Play Program	44
Home Visitation Coordination (HVC) Program	48

Vision

All Tulare County children will thrive in supportive safe, loving homes and neighborhoods and will enter school healthy and ready to learn.

Community event in Dinuba
Parenting Network, Dinuba FRC





**90% OF A CHILD'S BRAIN
DEVELOPMENT HAPPENS
BEFORE AGE 5**

**90% BRAIN
DEVELOPMENT BEFORE AGE 5**

**10% BRAIN
DEVELOPMENT AFTER AGE 5**

Source: Harvard Center for the Developing Child

Mission

Support effective programs to improve the development of all Tulare County Children ages zero through five, healthy pregnancies, the empowerment of families, and the strengthening of communities.

Local Annual Report

2022-2023



First 5 Tulare County is proud to present our Local Annual Report for the 2022-2023 fiscal year. The fiscal year represents the second of a three-year contract for our funded programs. This report provides a snapshot of the important work that our programs do, day in and day out, for the children and families that we serve in Tulare County.

First 5 promotes the health and well-being of young children during their most critical years of development, from the pre-natal stage through five years of age. Our goal is that all children ages zero through five are healthy, are loved and nurtured, and enter school as active learners.

First 5 is a key contributor to improving the system of care for our county's youngest children by providing them with developmental screenings and services, dental care, quality preschool, early education and literacy programs, home visiting services, and other family support services, while building the community and organizational capacity to support families.

Thank you to our Commissioners, First 5 Tulare County staff, and each of our program partners who have made these accomplishments possible.

Warmly,

A handwritten signature in blue ink that reads "Michele Eaton".

Michele Eaton
Executive Director





2022-2023 Tulare County 0-5 Population: 43,119*

First 5 Funded Programs Served: 9,309 Children 13,161 Parents



In this report, we look back on 2022-2023 and see the impact that First 5 Tulare County funded services had on families served in the county.

The following are examples of services provided by our funded providers in Tulare County:



- **6,549** Home visits were conducted.
- **2,437** Families were case managed.
- **11** Commission funded programs are implementing the ACES. **880** ACES Screenings were completed, which resulted in **249** referrals for treatment.
- The *Ages and Stages Questionnaire* (ASQ Developmental Assessment). In fiscal year 2022-23 **546** developmental screenings were conducted for communication, gross motor, fine motor, problem solving, and personal-social development.
- **1,162** Children were referred to a medical provider by First 5 providers, **71%** were linked to services.
- **1,882** Families were referred to food pantries, **1,381** families were linked to food pantries.
- **2,680** Referrals to oral health/dentist **30%** linked to services.
- **299** Children attended First 5 funded preschool programs.
- **4,341** Hours of professional development training was provided to First 5 funded program staff.



*Kidsdata.org

Financial Dashboard

For Year Ending June 30, 2023

2022-2023:

Number of Funded Programs: 18

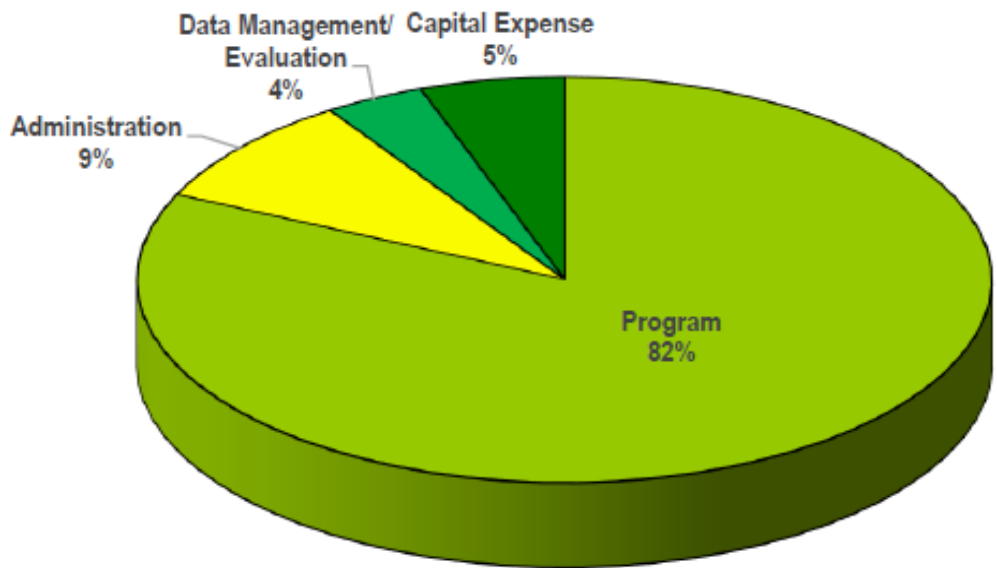
Mini Grants Licensed Family Child Care Homes: 30

Number of One-Time Grants: 2

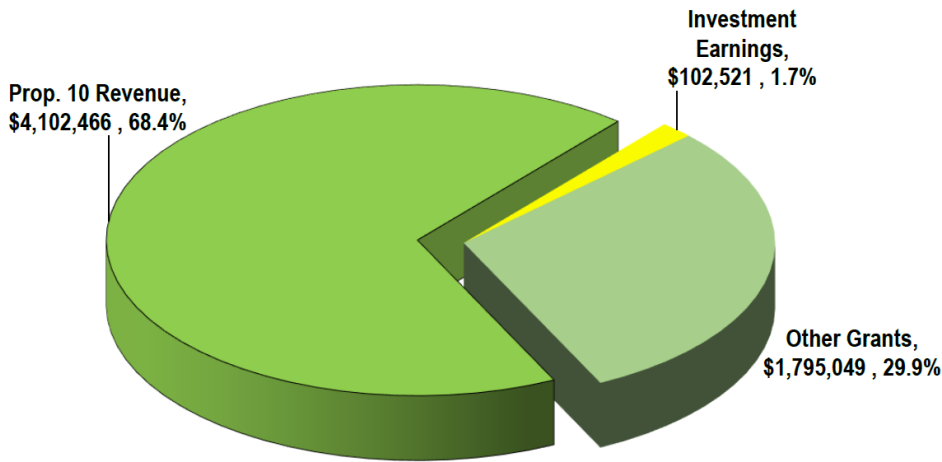
Number of Special Project Grants: 10

Leveraged Funds: \$2,457,346

First 5 Tulare Expenditures: \$6,052,676



Program Expenditures make up the large majority of total expenditures and represent amounts that directly relate to programs for children ages 0 to 5 and their families and program staff. Data Management/Evaluation expenditures are for collection, analysis, and reporting of data generated by the programs. Administration expenditures represent amounts that centrally support the basic mission of the Commission. Capital Expenditure include amounts for asset purchases and expenditures, \$5,000.



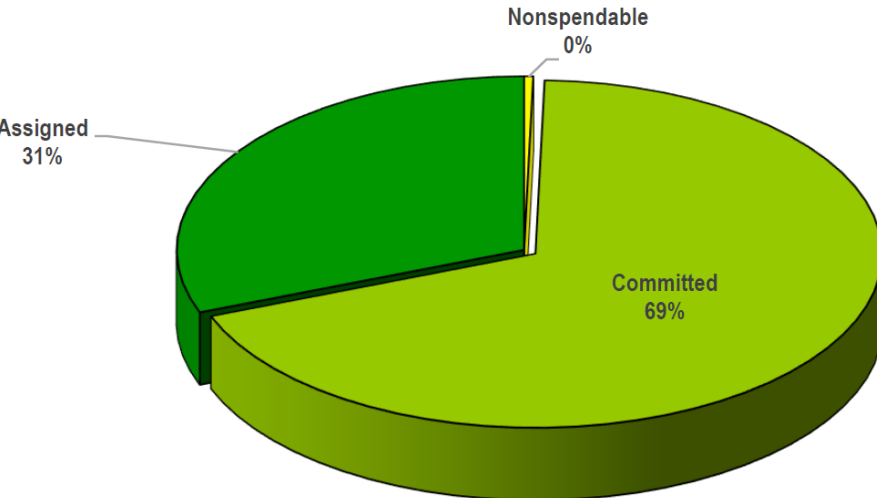
Proposition 10 Revenue is generated by a state excise tax on tobacco products and accounts for the overwhelming majority of revenue for First 5 Tulare County. Investment Earnings represent the interest earned at financial institutions.

\$4.1 M

Proposition 10

\$1.7 M

Other Grants



Government Accounting Standards require categorization of fund balance. Committed fund balance represents resources that are committed for executed contracts. Assigned fund balance represents the Commission's intended use of resources per the Commission's long-range financial plan, for future contracts that have not yet been executed. Non-spendable fund balance represent the elements of fund balance that cannot be spent due to their form (i.e. deposits and prepaid expenses).

\$2.4 M

Matched

Health

Goal 1: Children grow up physically and mentally healthy

Program Name	Program Description	Target Numbers To Be Served	Total Funding 2021-2024
<u>Altura Centers for Breastfeeding</u>	Breastfeeding program is designed to become a baby friendly clinic. By design the program will support mothers to breastfeed while enhancing the systems in the clinic to be baby friendly.	400 Mothers each year	\$212,743
<u>Altura Centers for Health Dental Screening</u>	Oral health screenings for preschool and kindergarten students are conducted at 16 school sites. Those with visible decay are referred for treatment.	1,500 Children each year	\$114,271
<u>Family Healthcare Network Kinder-Care Dental</u>	The KinderCare Dental Program provides screenings and fluoride varnish at preschools, schools, First 5 Tulare County School Readiness sites, and at other agencies working with young children.	Yr1: 4,000 Yr 2: 6,000 Yr 3: 7,900 Children each year	\$244,750
<u>Family Services of Tulare County Early Childhood Mental Health (ECMH):</u>	Provides therapeutic interventions with children, psycho-educational interventions with parents, and educational activities to increase awareness of developmental stages.	165 Children each year	\$871,703
<u>Sierra View Medical Center Breastfeeding Initiative</u>	They became the only "Baby Friendly" hospital in Tulare County August 2016. Improving the role of maternity services to enable mothers to breastfeed, in addition to increasing their breastfeeding rates.	1,400 Mothers each year	\$798,757





Thank you for all your help. I didn't get this kind of help at the hospital, and wasn't sure I was going to be able to breastfeed but now I will keep trying. "New mom" Altura Breastfeeding program

Program Name	Amount Expended	Amount Matched	Clients Served	Cost Per Client
Altura Centers for Breastfeeding	\$70,741	\$33,183	1,262	\$82
Altura Centers for Health Dental Screening	\$35,173	\$13,800	2,570	\$19
Family Healthcare Network Kinder-Care Dental	\$53,391	\$41,438	480	\$198
Family Services of Tulare County Early Childhood Mental Health (ECMH):	\$246,832	\$96,822	159	\$2,161
Sierra View Medical Center Breast-feeding Initiative	\$161,122	74,321	2,637	\$89
Total:	\$567,259	\$259,564	7,108	\$116

1,340
Workshops

52
ACES Screenings
Completed

26
Referrals Based
On ACES Results



Altura Centers for Health Breastfeeding Program

Program Description

Altura Centers for Health Breastfeeding Program, is designed to provide patient support with breastfeeding. The staffs main focus over the next three years is to establish policies in the clinic to ensure the clinics are “Breastfeeding Friendly.”

Service Description

A International Board Certified Lactation Consultant or IBCLC is ensuring that all clinic staff is trained on the clinics breastfeeding policy. The staff is ensuring the training via an annual staff training to all staff. The IBCLC is providing patients with breastfeeding education during the patients prenatal counseling. The IBCLC is also making daily visits to Kaweah Health Medical Center when a baby is born to ensure patient is informed on the importance of breastfeeding and to coordinate follow up visit to support the parents in their breastfeeding journey.

Amount Expended	Amount Matched	Clients Served	Cost Per Client
\$70,741	\$33,183	1,262	\$82
Objective	Milestones		
G1 O 3. Increase the initiation and duration of breastfeeding from birth to at least six months of age.	Patients will receive breastfeeding support from the IBCLC. Target Qty: 400 635 Patients received breastfeeding support		
	Each month report the number of follow-ups with breastfeeding mothers at newborn visit: Target Qty: N/A 196 Patients received follow up at newborn visit		
	Each month report the number of follow up with breastfeeding mothers at 2-month visits: Target Qty: N/A 67 Patients received follow up at 2-month visit		
	Each month report the number of follow up with breastfeeding mothers at 4-month visits: Target Qty: N/A 22 Patients received follow up at 4-month visit		
	Each month report the number of follow up with breastfeeding mothers at 6-month visits: Target Qty: N/A 11 Patients received follow up at 6-month visit		
	Patients will receive breastfeeding education during prenatal counseling. Target Qty:75 71 Patient received breastfeeding education.		
	“Clinic Breastfeeding Policy” will be included in New Employee Orientation packet Target Qty: N/A 45 Orientation Packets		
	Daily visits to Kaweah Delta Medical Center will be made by IBCLC to schedule follow up appointments with mothers of newborns Target Qty: N/A 282 Follow up appointments		
G4 O 7. Increase organizations’ ability to achieve program sustainability through training, technical assistance, and the ability to communicate accomplishments effectively.	All staff will receive ongoing education and training on topics necessary to establish and maintain the infant feeding policy Target Qty: N/A 16 Hours of training		

Altura Centers for Health Oral Health Program

Program Description

Altura Centers for Health Dental Screening, Varnish, and Education Program provided oral health assessments and fluoride varnish to preschool and kindergarten students at a minimum of 16 school sites. All students that were assessed received a toothbrush and a dental education coloring book. Parents of students requiring further treatment were notified. Referrals were made and bus tokens were provided to those with transportation needs.

Service Description

Altura provided oral health screenings for preschool and kindergarten children in their service area. A dentist and dental assistant identified children requiring further treatment and referrals were made to Altura Dental Clinic due to the proximity to the sites served and the policy of treating regardless of ability to pay. If a child had a different dental home, information was given to the parent, and school staff followed up with the parent.

Amount Expended	Amount Matched	Clients Served	Cost Per Client
\$35,173	\$13,800	2,570	\$19
Objective	Milestones		
<p>G1 O 2. Increase the number of children receiving dental screening, referral and treatment services.</p>	<p>Provide oral screenings to preschool and kindergarten children at 13 school sites in Tulare City School District. Target: 1,500</p> <p>1,236 Children were assessed</p> <p>Each month report the number of fluoride varnish treatment provided: Target: 1,500</p> <p>1,164 Children were treated</p>		
	<p>Provide oral hygiene lessons at school sites. Target: 1,500</p> <p>1,334 Children received oral hygiene education via video lessons and sport packs filled with oral health materials.</p>		
	<p>Each month report the number of children who receive dental examination and treatment on the Dental Mobile Clinic at their school sites. Target: 91</p> <p>12 Children received treatment in the mobile unit, services began in October 2022.</p>		
	<p>Provider staff will participate in staff development/training when available. Target N/A</p> <p>0 Training hours</p>		
<p>G4 O 7. Increase organizations' ability to achieve program sustainability through training, technical assistance, and the ability to communicate accomplishments effectively.</p>			

Family Healthcare Network Kindercare Dental Program

Program Description

The Family HealthCare Network (FHCN) KinderCare Dental Program provided screening and varnish application to children at Head Starts, schools, and other agencies working with children ages zero through five. A referral system for those needing further care was implemented. Children were screened at FHCN clinics during well-child visits to integrate medical and oral health services. Children and parents were educated on the importance of good oral health as part of the program.

Service Description

Oral exams and varnish treatments, if applicable, at preschool sites or schools were provided by a registered dental hygienist. Parents received exam results and recommendations for further treatment when necessary. FHCN staff and school nurses provided assistance in making future dental appointments.

Amount Expended	Amount Matched	Clients Served	Cost Per Client
\$53,391	\$41,438	480	\$198

Objective	Milestones
G1 O 2. Increase the number of children receiving dental screening, referral and treatment services.	Each month report the number of children who receive oral health screenings. Target 4,000 480 Children were screened for dental services.
	Each month report the number of children treated at assessments with an application of fluoride varnish. Target: 2,500 474 Children were treated with fluoride varnish.
	Note the number of parents and children educated. * Due to program not being able to go into the classrooms, they outreached and provided presentations regarding their services throughout the county at local health fairs, events, partner agencies and ultimately in schools via zoom. Target:1,500 Outreach events/presentations out outreaching to 2,487.
	Note the number of sites visited in this reporting period. Target: 175 24 Site visits were made to schools, Head Start, State Preschools, and First 5 School Readiness sites.
	Note the number of children with visible decay that were referred for treatment (as a result of assessment) Target: N/A 199 Children were referred for treatment.
G4 O7. Increase organizations' ability to achieve program sustainability through training, technical assistance, and the ability to communicate accomplishments effectively.	Note the number of children with visible decay that were referred for urgent care and received treatment. Target: N/A 0 Children were referred for urgent care.
	Provider staff will participate in staff development/ trainings when available. Target: N/A 0 hours of training.

Family Services of Tulare County

Early Mental Health (EMH)

Program Description

The Family Services Early Childhood Mental Health Program provided bilingual interventions for young children and their parents in need of mental health services at family resource centers and other community sites. Therapists also gave presentations and trainings to staff and members of the community.

Service Description

The program provided early childhood mental health services in the communities of Cutler-Orosi, Goshen, Lindsay, Pixley, Earlimart, Porterville, Dinuba, and Woodlake. Program staff collaborated with family resource centers, schools, and Family HealthCare Network in the communities served. Training and professional development was facilitated for staff, project partners, and the community to better recognize when there is a need for therapeutic services.

Amount Expended	Amount Matched	Clients Served	Cost Per Client
\$246,832	\$96,822	159	\$2,161
Objective	Milestones		
G1 O5. Increase the percentage of children with access to early screening, identification, and services for developmental delay and mental behavioral health issue.	Provide services and assessments to all referred children ages 0-5. Target: 165 84 Unduplicated children received assessments , although target was not met, those served needed intensive services which included more hours of services. In addition referrals to family services were initially low. Staff has conducted outreach and establishing new strategies. Implementation of Adverse Childhood Experiences (ACE) Screening. Target: N/A 52 Screenings were conducted on children and parents base on defined systems 26 Parent/children were referred for services based on ACES score		
	Provide early childhood mental health services. Unduplicated children/parents. Target: 165 48 Children received early childhood mental health services. 73 Parents received services. 3 Mother referred to Perinatal Wellness Program 55 Hours of training to parents on mental health awareness, Effects of Domestic Violence on young children’s brains, Importance of Early attachment and bonding, Normal Developmental Stages, Addressing Toddler Tantrums and Aggressive Behaviors, Boundaries.		
	Provider staff will participate in staff development/ trainings when available. Target: N/A 88 hours of staff development.		
G4 O7. Increase organizations’ ability to achieve program sustainability through training, technical assistance, and the ability to communicate accomplishments effectively.			

Sierra View Medical Center Breastfeeding Initiative

Program Description

The Sierra View Medical Center, Breastfeeding Initiative was a comprehensive effort to improve services to enable mothers to breastfeed babies for the best start in life. Service improvements were implemented consistent with the process to be accredited as a “Baby Friendly” hospital.

Service Description

The hospital formed a breastfeeding task force and educated members regarding lactation services and supports. Presentations were provided at community events to heighten awareness and emphasize the importance of breastfeeding. In-services were provided to physician office staff members. The contents of the maternity services gift pack were reviewed to eliminate baby formula and include information on the benefits of breastfeeding. Provided breastfeeding education and support to all moms at delivery and prior to discharge.

Amount Expended	Amount Matched	Clients Served	Cost Per Client
\$161,122	\$74,321	2,637	\$89

Objective	Milestones
<p>G1 O 3. Increase the initiation and duration of breastfeeding from birth</p>	<p>Number of live births in the hospital. Target: N/A</p> <p>1,314 Live births in the hospital.</p>
	<p>Provide expert lactation assistance, support and/or education to every mother within the Maternal Child Health Department . Target: N/A</p> <p>899 Unduplicated mothers who received lactation assistance, support and or education.</p>
	<p>Each month report the number of virtual prenatal breastfeeding classes that were conducted. Target: 24</p> <p>6 Virtual prenatal classes were conducted</p> <p>12 Mothers attended Prenatal Breastfeeding classes</p>
	<p>Provide postnatal lactation assistance, support, and education. Target: N/A</p> <p>761 Postnatal lactation assistance</p>
	<p>Breastfeeding support and education groups will be offered to mothers twice per month. Target: N/A</p> <p>0 Expectant parents participated in the breastfeeding education.</p>
<p>G4 O7. Increase organizations' ability to achieve program sustainability through training, technical assistance, and the ability to communicate accomplishments effectively.</p>	<p>Provider staff will participate in staff development/ trainings when available .Target: N/A</p> <p>109 Hours of staff development.</p>



UC San Diego

EXTENDED STUDIES



<https://extendedstudies.ucsd.edu/courses-and-programs/lactation-education-counselor>

This is to certify that
Janina Renteria
 has successfully completed the

Lactation Education Counselor Course

The Lactation Education Counselor Course (RMED-40029) is 45 hours of instruction.

The student has been awarded 45 contact hours.

Course completion date: June 16, 2023

Kristina Chamberlain

Kristina Chamberlain, CNM, ARNP, IBCLC
 ANCC Accredited Provider Program Director
 UC San Diego Division of Extended Studies



RN: UC San Diego Division of Extended Studies is an approved provider of relicensure credit for registered nurses by the California Board of Registered Nurses, Provider number 00058.



RN: UC San Diego Division of Extended Studies is accredited as a provider of nursing continuing professional development by the American Nurses Credentialing Center's Commission on Accreditation.

Early Care and Development

Goal 2: Children enter school ready to learn-cognitively, social-emotionally and physically

Program Name	Program Description	Target Numbers To Be Served	Total Funding 2021-2024
<u>Traver Joint Elementary School Readiness</u>	A preschool program is provided for three and four year-olds within the school district.	40 Children each year	\$311,473
<u>Tulare City Schools Comprehensive School Readiness:</u>	Four components are provided: two preschool classes for children three to five-years-of age four after school preschool classes are offered for typically developing children; and monthly staff development training and weekly coaching from an Occupational	256 Children each year	\$900,000





I used to do assessments in a home visiting program where I worked before so I'm excited to see that family needs assessments are conducted here with our preschool parents. "A preschool advisory member parent," Tulare City Schools Comprehensive School Readiness

Program Name	Amount Expended	Amount	Clients Served	Cost Per Client
<u>Traver Joint Elementary School Readiness</u>	\$103,544	\$35,827	72	\$1,936
<u>Tulare City Schools Comprehensive</u>	\$300,000	\$345,520	884	\$730
Total:	\$403,544	\$381,347	956	821

417

Parent Workshops

**657 Parents
reached via
workshops/**

543

**Professional Training
Hours**

Traver Joint Elementary School District

Traver School Readiness Program

Program Description

Traver Joint Union Elementary School District provided a preschool program for three and four year-olds within the district. Classroom instruction took place on the Traver Elementary School campus and ran for 35 weeks, beginning in September and concluding early June. The program implemented the National Education Goals Panel guidelines for school readiness and ensured that all goals and standards were addressed in their curriculum planning.

Service Description

Preschool classes were provided four times a week. The four year-old class began at 8:00 a.m. and concluded at 11:30 a.m. The three year-old class met from 11:30 a.m. to 2:00 p.m. The program required all parents to participate in the Early Family Literacy Reading Program and read to their child 10 minutes per day, five days a week.

Amount Expended	Amount Matched	Clients Served	Cost Per Client
\$103,544	\$35,827	72	\$1,936
Objective	Milestones		
G1 O1. Increase the percentage of children with access to quality preventative, primary, and specialty health care.	Refer Children to health services. Target 40 7 Children were referred to health services 6 Children linked to health services at follow up		
G2 O2. Increase the percentage of parents who support learning in their homes by actively engaging in early development activities with their children including reading to their children.	Provide monthly classes for parents of 1 and 2 year old children to develop parenting skills regarding reading and play, and development of fine and gross motor skills. Target: 20 parents 21 Parents participated in classes		
	Provide on site regular session preschool program for 3 and 4 year old children. Target: 40 47 Children participated in regular session preschool program Provide on-site preschool summer program for 4 weeks. Target 20 24 Children participated in summer preschool program		
G4 O7. Increase organizations' ability to achieve program sustainability through training, technical assistance, and the ability to communicate accomplishments effectively.	Provider staff will participate in staff development/ trainings when available. Target :NA Teachers received 104 hours of staff development		

Tulare City School District

Comprehensive School Readiness Program

Program Description

The Tulare City School District Comprehensive School Readiness Program operates a variety of different preschool options to meet the varying needs of students within the community. Therefore, this program is intentional in design to target multiple student populations, while working cohesively to align to the districts TK/K programs.

Service Description

Via innovative method of implementation program is offered via 1) four foundation preschool programs for three and four year old students. This program blends general education including both students with disabilities as well as typical developing preschoolers. 2) Two Day 3 Year old classes, since priority in CSPP Preschool programs is typically given to four year olds, there are very few general education slots available to three year old students. 3) Two Day 4 Year old classes, in an effort to meet all needs of families this two day program is designed to meet the needs of families that prefer to not have their children attend five days a week. 4) Lastly, a Transition to 3 Year old class (T3) this population of Bright Start recipient typically wait approximately 6-8 months to enter preschool due to their birthdate. These are students that turn 3 AFTER Dec 2 and are required to wait until August for a 3 year old preschool program.

Amount Expended	Amount Matched	Clients Served	Cost Per Client
\$300,000	\$345,520	884	\$730

Objective	Milestones
G2 O2. Increase the percentage of parents who support learning in their homes by actively engaging in early development activities with their children including reading to their children.	Provide 8 preschool class at Lincoln (M,T, TH, F) and an afternoon class for 3-5 year olds. Target: 96 84 Students participated in preschool class.
G4 O7. Increase organizations' ability to achieve program sustainability through training, technical assistance, and the ability to communicate accomplishments effectively.	Operate 4 three year old preschool classrooms Target: 100 25 Children participated in preschool. (T3 Preschool 3 year old's turning 3 after Dec 2-1 day a week) 69 Children participated in 3 year old classroom (4 classrooms twice a week) Operate 2 four-year old preschool classrooms. Target: 20 38 Children participated in 4 year old classroom (2 classrooms twice a week) 657 Parents participated in parenting class. 417 Parent workshops Provide 1 preschool class at Alpine Vista school Monday-Friday 8:30-11:30 a.m.). Target: 20 21 Children participated in preschool class at Alpine Vista school. Provider staff will participate in staff development/ trainings when available. Target: N/A Staff completed 439 hours of staff development.

Strong Families

Goal 3: Parent and other caregivers have the knowledge and

Program Name	Program Description	Target Numbers To Be Served	Total Funding 2021-2024
<u>Cutler Orosi Family Resource Center</u>	The Family Resource Center for Cutler-Orosi provides family support services and referrals to specialty services, case management, developmental screenings, family literacy activities for parents and children, transportation services, and parent education classes.	95 Families per year	\$707,574
<u>Family Services of Tulare County Addressing Childhood Trauma (ACT):</u>	Co-parent education and supervised visitation are provided to raise the awareness of divorcing parents about the impact of their behavior on their children, and to increase parents' capacity to provide a safe and secure environment.	200 Parents each year	\$667,793
<u>Family Services Goshen Family Resource Center</u>	The Goshen Family Resource Center is a welcoming, family-friendly place where community members can go to access resources, information, and supportive services. Located at Goshen Elementary School. Core services include parent education, counseling, case management, and family enrichment activities.	80 Families per year	\$176,895
<u>Lindsay Unified School District Family Resource Center</u>	The Lindsay Family Resource Center provides basic family support services, case management, insurance application assistance, home visiting, and parent education.	140 Families per year	\$687,921
<u>Parenting Network Dinuba Family Resource Center</u>	This program provides information and referral, counseling, case management, family support, basic emergency services, and advocacy. Families of children with disabilities and special needs are also served.	150 Families per year	\$759,864
<u>Parenting Network Porterville Family Resource Center</u>	This program provides information and referral, counseling, case management, family support, basic emergency services, and advocacy. Families of children with disabilities and special needs are also served.	250 Families per year	\$880,116
<u>Parenting Network Visalia Family Resource Center</u>	This program provides information and referral, counseling, case management, family support, basic emergency services, and advocacy. Families of children with disabilities and special needs are also served.	250 Families per year	\$894,531

resources they need to provide nurturing environments

“I felt defeated and had lost hope in being able to find a place that provided resources and support [until I came here].” – Program participant

Program Name	Program Description	Target Numbers To Be Served	Total Funding 2021-2024
<u>Save the Children Early Steps to School Success</u>	Program activities included early childhood education services, education services for parents, home-school connections, and ongoing staff training provided through home visitation for community childhood educators.	300 Families per year	\$900,000
<u>United Way 2-1-1</u>	2-1-1 Tulare County is a free, confidential, 24/7 information and referral service available in multiple languages. The service is also available on the internet and via mobile application. The three-digit calling number connects community members with valuable resources such as mental health, housing, utility assistance, food, and clothing.	10,000 Callers per year	\$480,392
<u>Visalia Unified Building Futures Program</u>	The Building Futures Program provides case management services, referrals, workshops, and parenting classes.	100 Families per year	\$498,118
<u>Woodlake Unified School District Family Resource Center</u>	The program provides direct services and case management including developmental screenings, health assessments, health insurance enrollment, and support groups.	80 Families	\$393,099



Strong Families Continued...

Goal 3: Parent and other caregivers have the knowledge and

Program Name	Amount Expended	Amount Matched	Clients Served	Cost Per Client
Cutler Orosi Family Resource Center	\$233,566	\$98,885	424	\$784
Family Services of Tulare County Addressing Childhood Trauma (ACT):	\$156,717	\$72,251	312	\$734
Family Services Goshen Family Resource Center	\$57,265	\$19,638	43	\$1,788
Lindsay Unified School District Family Resource Center	\$225,426	\$130,153	614	\$579
Parenting Network Dinuba Family Resource Center	\$196,588	\$216,292	566	\$729
Parenting Network Porterville Family Resource Center	\$247,064	\$220,716	692	\$676
Parenting Network Visalia Family Resource Center	\$275,727	\$200,902	754	\$632
Save the Children Early Steps to School Success	\$300,000	\$451,096	609	\$1,233
United Way 2-1-1	\$160,578	\$192,236	9,613	\$37
Visalia Unified Building Futures Program	\$154,664	\$120,127	192	\$1,431
Woodlake Unified School District Family Resource Center	\$121,796	\$48,991	603	\$283
Total:	\$2,129,391	\$1,771,287	14,422	\$270

resources they need to provide nurturing environments



880

ACES Screenings

6,549

Home visits

833

Parent Workshops

Cutler-Orosi Family Resource Center

Program Description

The Family Resource Center for Cutler-Orosi provided family support services and referrals to specialty services, case management, developmental screenings, family literacy activities for parents and children, transportation services, and parent education classes.

Service Description

Parents including teen parents took classes focused on health, child development, nutrition, and children's social emotional well-being. Project staff developed curricula on health and safety-related topics in response to parents' requests for information. Parents learned to actively engage with their children using books, games, and manipulatives. The evidenced-based curriculum *Let's Read Together* was also used. Full case management services were available including resource and referral support, developmental and health screenings, and follow-up referrals.

Amount Expended	Amount Matched	Clients Served	Cost Per Client
\$233,566	\$98,885	424	\$784
Objective	Milestones		
<p>G3 O1,2,3,4,6.</p> <p>1. Increase the percentage of children whose families have adequate food in their homes and are food secure.</p> <p>2. Increases the percentage of families that have access to information about services and are provided linkages to jobs, training programs, parent education, child care, substance abuse, and other resources that promote stability.</p> <p>3. Provide families with targeted intensive and/ or clinical family support services, including home visiting.</p> <p>4. Reduce the number of children who are abused and neglected, and exposed to other forms of violence in their homes.</p> <p>6. Increase the percentage of parents and other caregivers with skills to use effective and appropriate discipline regarding their children's behavioral issues.</p>	<p>Ensure linkage to a medical home. Target: 60 114 Children referred to a medical home 105 Children were linked to medical home</p> <p>Home visits will be conducted. Target: N/A 426 Home visits conducted</p> <p>Ensure linkage to a dental home. Target: 60 89 Children referred to a dental home, 76 Linked children to dental home</p> <p>Assess children for developmental delays. Target: 60 63 Children assessed for developmental delays 15 Children identified with developmental concern, 14 linked to services</p> <p>10 months of early childhood education activities for children ages 0-3 daily. Target: 25 11 Children participated in early education activities</p> <p>Provide case management /home visitation to families. Target: 95 : 94 Families received case management</p> <p>Implementation of ACES screening. Target: NA 178 ACES Screenings to parents and children 13 Referrals based on results of screenings</p> <p>Provide parent education classes. Target: 63 62 Parents participated in parent education classes 29 Parents completed Parenting Wisely 20 Parents completed Safecare 4 Completed SEA 10 My Plate 19 PICILA</p>		
<p>G4 O7. Increase organizations' ability to achieve program sustainability through training, technical assistance, and the ability to communicate accomplishments effectively.</p>	<p>Provider staff will participate in staff development/ trainings when available. Target: N/A Staff participated in 133 hours of staff development</p>		

Family Services of Tulare County

Addressing Childhood Trauma (ACT)

Program Description

Addressing Childhood Trauma (ACT) is a prevention, intervention, and treatment program for children and families with a history of violence or abuse or who were experiencing high-conflict separation and divorce. Within the program, First 5 Tulare County funding is targeted to specific prevention and intervention services for young children and their parents to promote effective, appropriate parenting skills, increase parents' ability to maintain homes free from violence, and reduce emotional trauma.

Service Description

The ACT Program consisted of three components. In Co-Parenting Education classes, a therapist facilitated groups of separating/divorcing parents focused on increased cooperation and communication, increased understanding of the adverse impacts of divorce on children, and reducing children's exposure to conflict between parents. Facilitated Supervised Visitation included a monitor present to participate in the visits between children and non-custodial parents to help parents increase skills and develop stronger family relationships. In Court-Ordered Supervised Visitation services the monitor was present to ensure no risk or harm was brought upon the child.

Amount Expended	Amount Matched	Clients Served	Cost Per Client
\$156,717	\$72,251	312	\$734
Objective	Milestones		
G. 3 O. 4. Reduce the number of children who are abused and neglected and exposed to other forms of violence in their homes.	Provide parents with children ages 0-5 supervised visitation services. Target: 55 36 Parents received facilitated supervised visits. 1 Non-custodial parent received traditional supervised visits Implementation of ACES Screening. Target: N/A 16 Screenings were conducted on children and parents base on defined systems 2 Parent/children were referred for services based on ACES score		
	Provide children ages 0-5 supervised visitation services. Target: 30 25 Children were provided supervised visitation. 1 Child received facilitated supervised visitation. 26 Cooperative Parenting and Divorce class cycles will be offered. Target: 26 24 Classes were offered		
G. 3 O. 5,6 Increase the percentage of parents and other caregivers with skills to use effective and appropriate discipline regarding their children's behavioral issues.	Report the number of parents participating in Two Parents . Target: 200 117 Parents participated in Cooperative Parenting Classes. 0 Parents Participated in "Two Families Now" Classes.		
G4 O7. Increase organizations' ability to achieve program sustainability through training, technical assistance, and the ability to communicate accomplishments effectively.	Provider staff will participate in staff development/ trainings when available. Target: N/A Staff participated in 196 hours staff training.		

Family Services of Tulare County

Goshen Family Resource Center

Program Description

The Goshen Family Resource Center is a welcoming, family-friendly place where community members can go to access resources, information, and supportive services. Located at Goshen Elementary School, the FRC offers a myriad of course services that aim to help families build on their strengths and capacities. Core services include parent education, counseling, case management, and family enrichment activities.

Service Description

Goshen Family Resource Center offered a variety of services to promote mental health, education, and awareness of community resources for children and families. Families received needs-based assessments which were used to create family service plans. Case managers then linked families to services based on their needs. Many families participated in a variety of their drive through events and diaper distributions.

Amount Expended	Amount Matched	Clients Served	Cost Per Client
\$57,265	\$19,638	43	\$1,788
Objective	Milestones		
G3 01,2,3,4,5. 1. Increase the percentage of children whose families have adequate food in their homes and are food secure. 2. Increases the percentage of families that have access to information about services and are provided linkages to jobs, training programs, parent education, child care, substance abuse, and other resources that promote stability. 3. Provide families with targeted intensive and/ or clinical family support services, including home visiting. 4. Reduce the number of children who are abused and neglected, and exposed to other forms of violence in their homes. 5. Increase in the percentage of children with access to early screening identification, and services for developmental delay and mental/behavioral health issues, substance abuse, violence, and neglect.	Ensure linkage to a medical home. Target: NA 18 Children referred to a medical home 18 Children were linked to medical home Home visits will be conducted. Target: N/A 163 Home visits conducted Ensure linkage to a dental home. Target: N/A 0 Children referred to a dental home. 0 Linked children to dental home Refer families to food pantries. Target:N/A 126 Families referred to food pantries 122 Families linked to food pantries Provide case management /home visitation to families. Target: 80: 30 Families received case management Implementation of ACES screening. Target: NA 25 ACES Screenings to parents and children 2 Referrals based on results of screenings Provide parent education classes. Target: 20 Parents 9 Parents participated in Parenting Wisely 2 Parents participated in Parent Support Groups 9 Workshops 33 participants (topics include child safety, nutrition, parenting, and empowerment)		
G4 07. Increase organizations' ability to achieve program sustainability through training, technical assistance, and the ability to communicate accomplishments effectively.	Provider staff will participate in staff development/ trainings when available. Target: N/A Staff participated in 70 hours of staff development		

Lindsay Unified School District

Lindsay Family Resource Center

Program Description

The Lindsay Healthy Start Family Resource Center operated as the family resource center in the community of Lindsay. The focus was to provide support relevant to the needs of families with children zero through five that would lead to healthier, happier, and more productive lives. The major components of the program were comprehensive case management and specialized health related case management.

Service Description

Lindsay Family Resource Center offered a variety of services to promote mental health, education, and awareness of community resources for children and families. Families received needs-based assessments which were used to create family service plans. Case managers then linked families to services based on their plans. Many families participated in a variety of parent education courses.

Amount Expended	Amount Matched	Clients Served	Cost Per Client
\$225,426	\$130,153	614	\$579
Objective	Milestones		
<p>G3 O1,2,3,4,6.</p> <p>1. Increase the percentage of children whose families have adequate food in their homes and are food secure.</p> <p>2. Increases the percentage of families that have access to information about services and are provided linkages to jobs, training programs, parent education, child care, substance abuse, and other resources that promote stability.</p> <p>3. Provide families with targeted intensive and/ or clinical family support services, including home visiting.</p> <p>4. Reduce the number of children who are abused and neglected, and exposed to other forms of violence in their homes.</p> <p>6. Increase the percentage of parents and other caregivers with skills to use effective and appropriate discipline regarding their children's behavioral issues.</p>	<p>Ensure linkage to a medical home. Target: 100 56 Children referred to a medical home 41 Children were linked to medical home 26 Children were referred to health insurance, 13 linked to services</p> <p>Home visits will be conducted. Target: N/A 704 Home visits conducted</p> <p>Ensure linkage to a dental home. Target: 50 37 Children referred to a dental home. 18 Linked children to dental home</p> <p>Assess children via ASQ and ASQ-SE for developmental delay. Target: 75 74 Children assessed for developmental delays</p> <p>Each month report the number of child welfare reports made. Target: N/A 9 Children referrals made to child welfare</p> <p>Each month report the number of parents referred to Parent Child Interaction Therapy (PITC). Target: 25 18 Referrals made to PCIT 10 Families linked to PCIT via TYSB</p> <p>Provide case management /home visitation to families. Target: 140: 148 Families received case management</p> <p>Implementation of ACES screening. Target: NA 110 ACES Screenings to parents and children 28 Referrals based on results of screenings</p> <p>Provide parent education classes. Target: 40 14 Parents participated in Parents as Teachers a homebased case management program Target: 30, 20 Parents completed Abriendo Puertas</p> <p>Number of children referred to preschool Target: 50 41 Children were referred to preschool, 30 were linked to preschool</p>		
<p>G4 O7. Increase organizations' ability to achieve program sustainability through training, technical assistance, and the ability to communicate accomplishments effectively.</p>	<p>Provider staff will participate in staff development/ trainings when available. Target: N/A Staff participated in 785 hours of staff development</p>		

Parenting Network

Dinuba Family Resource Center

Program Description

Parenting Network provided an array of Family Resource Center (FRC) services within the City of Dinuba. They focused on intensive case management and home visitation to link children and families to appropriate resources. The program served families with typically developing children as well as those with special needs.

Service Description

Services included intensive case management, food pantry distributions, parent education, CPR/first aid training, sign language classes, parent-to-parent support groups, and referrals to health, dental, and counseling services. Families of children with special needs received assistance with the Individual Education Plan (IEP) and 504 systems with staff attending meetings with families as well as providing help to fill out paperwork. Upon entry into the program, families identified goals and next steps to stabilize their lives.

Amount Expended	Amount Matched	Clients Served	Cost Per Client
\$196,588	\$216,292	566	\$729

Objective	Milestones
<p>G3 01,2,3,4,6.</p> <p>1. Increase the percentage of children whose families have adequate food in their homes and are food secure.</p> <p>2. Increases the percentage of families that have access to information about services and are provided linkages to jobs, training programs, parent education, child care, substance abuse, and other resources that promote stability.</p> <p>3. Provide families with targeted intensive and/ or clinical family support services, including home visiting.</p> <p>4. Reduce the number of children who are abused and neglected, and exposed to other forms of violence in their homes.</p> <p>6. Increase the percentage of parents and other caregivers with skills to use effective and appropriate discipline regarding their children's behavioral issues.</p>	<p>Ensure linkage to a medical home. Target: 125: 223 Children were referred to a medical home. 79 Children were linked to services</p> <p>216 Children were referred for well child checkup. 71 Children were linked to well child checkup</p> <p>158 Children were referred for their vaccines. 26 Children were linked for their vaccines</p> <p>747 Families referred to food pantry. 459 Linked to food pantry</p> <p>Families referred to intervention services. 33 Families were linked to intervention services</p> <p>Ensure linkage to a dental home. Target: 135 :182 Children were referred to a dental home. 37 Children were linked to a dental home. 171 Children were referred for dental services and 33 were linked to dental services.</p> <p>Provide case management /home visitation to families. Target: 150</p> <p>203 Families received case management services</p> <p>Implementation of ACES screening. Target: NA</p> <p>103 ACES Screenings to parents and children</p> <p>47 Referrals based on results of screenings</p> <p>Home visits will be conducted. Target N/A : 507 Home visits</p> <p>Provide respite care to families needed at the FRC. Target: 70</p> <p>3 Families received respite services.</p> <p>Provide parent education classes. Target: 70: Parents participated in parent education classes.</p> <p>Provide parent workshops. Target: NA: 34 Workshops 405 Parents participated</p> <p>Provide number of parents that complete parent education classes. Target: 35</p> <p>34 Parents completed the parent education classes</p> <p>70 Parents participated in Parenting classes</p> <p>0 Completed Project Fatherhood</p> <p>0 Fathers progressed from no contact with their children to supervised visitations</p> <p>0 Fathers gained custody of their children</p> <p>0 Fathers returned to become mentors</p> <p>1 Fathers participated in workshops</p>
<p>G4 07. Increase organizations' ability to achieve program sustainability through training, technical assistance, and the ability to communicate accomplishments effectively.</p>	<p>Provider staff will participate in staff development/ trainings when available. Target: N/A</p> <p>Staff participated in 324 hours of staff development</p>

Parenting Network

Porterville Family Resource Center

Program Description

Parenting Network provided an array of Family Resource Center (FRC) services within the City of Porterville. They focused on intensive case management and home visitation to link children and families to appropriate resources. The program served families with typically developing children as well as those with special needs.

Service Description

Services included intensive case management, food pantry distributions, parent education, CPR/first aid training, sign language classes, parent-to-parent support groups, and referrals to health, dental, and counseling services. Families of children with special needs received assistance with the Individual Education Plan (IEP) and 504 systems with staff attending meetings with families as well as providing help to fill out paperwork. Upon entry into the program, families identified goals and next steps to stabilize their lives.

Amount Expended	Amount Matched	Clients Served	Cost Per Client
\$247,064	\$220,716	692	\$676

Objective	Milestones
<p>G3 O1,2,3,4,6.</p> <p>1. Increase the percentage of children whose families have adequate food in their homes and are food secure.</p> <p>2. Increases the percentage of families that have access to information about services and are provided linkages to jobs, training programs, parent education, child care, substance abuse, and other resources that promote stability.</p> <p>3. Provide families with targeted intensive and/ or clinical family support services, including home visiting.</p> <p>4. Reduce the number of children who are abused and neglected, and exposed to other forms of violence in their homes.</p> <p>6. Increase the percentage of parents and other caregivers with skills to use effective and appropriate discipline regarding their children's behavioral issues.</p>	<p>Ensure linkage to a medical home. Target: 150: 249 Children were referred to a medical home 190 Children were linked to services 401 Children were referred for well child checkup. 337 Children were linked to well child checkup 160 Children were referred for their vaccines. 105 Children were linked for their vaccines 497 Families referred to food pantry. 315 Linked to food pantry</p> <p>Ensure linkage to a dental home. Target: 125 246 Children were referred to a dental home. 132 Children were linked to a dental home.193 Children were referred for dental services and 119 were linked to dental services.</p> <p>Provide case management /home visitation to families. Target: 250 250 Families received case management services</p> <p>Implementation of ACES screening. Target: NA 79 ACES Screenings to parents and children 47 Referrals based on results of screenings</p> <p>Home visits will be conducted. Target N/A : 1,148 Home visits</p> <p>Provide respite care to families needed at the FRC. Target: 100 20 Families received respite services</p> <p>Provide parent education classes. Target: 100: 101 Parents participated in parent education classes.</p> <p>Provide parent workshops. Target: NA: 28 Workshops 174 parents participated</p> <p>Provide number of parents that complete parent education classes. Target: 50 64 Parents completed the parent education classes Target: 40: 45 Fathers participated in Project Fatherhood 13 Completed Project Fatherhood 10 Fathers progressed from no contact with their children to supervised visitations 3 Fathers progressed from supervised visitation to unsupervised visitation. 3 Fathers gained custody of their children 9 Fathers returned to become mentors</p>
<p>G4 O7. Increase organizations' ability to achieve program sustainability through training, technical assistance, and the ability to communicate accomplishments effectively.</p>	<p>Provider staff will participate in staff development/ trainings when available. Target: N/A Staff participated in 208 hours of staff development</p>

Parenting Network

Visalia Family Resource Center

Program Description

Parenting Network provided an array of Family Resource Center (FRC) services within the City of Dinuba. They focused on intensive case management and home visitation to link children and families to appropriate resources. The program served families with typically developing children as well as those with special needs.

Service Description

Services included intensive case management, food pantry distributions, parent education, CPR/first aid training, sign language classes, parent-to-parent support groups, and referrals to health, dental, and counseling services. Families of children with special needs received assistance with the Individual Education Plan (IEP) and 504 systems with staff attending meetings with families as well as providing help to fill out paperwork. Upon entry into the program, families identified goals and next steps to stabilize their lives.

Amount Expended	Amount Matched	Clients Served	Cost Per Client
\$275,727	\$200,902	754	\$632
Objective	Milestones		
<p>G3 01,2,3,4,6.</p> <p>1. Increase the percentage of children whose families have adequate food in their homes and are food secure.</p> <p>2. Increases the percentage of families that have access to information about services and are provided linkages to jobs, training programs, parent education, child care, substance abuse, and other resources that promote stability.</p> <p>3. Provide families with targeted intensive and/ or clinical family support services, including home visiting.</p> <p>4. Reduce the number of children who are abused and neglected, and exposed to other forms of violence in their homes.</p> <p>6. Increase the percentage of parents and other caregivers with skills to use effective and appropriate discipline regarding their children's behavioral issues.</p>	<p>Ensure linkage to a medical home. Target: 150: 352 Children were referred to a medical home. 244 Children were linked to services</p> <p>275 Children were referred for well child checkup. 165 Children were linked to well child checkup</p> <p>243 Children were referred for their vaccines. 164 Children were linked for their vaccines</p> <p>512 Families referred to food pantry. 485 Linked to food pantry</p> <p>Ensure linkage to a dental home. Target: 125 230 Children were referred to a dental home. 201 Children were linked to a dental home. 276 Children were referred for dental services and 159 were linked to dental services.</p> <p>Provide case management /home visitation to families. Target: 250</p> <p>255 Families received case management services</p> <p>Implementation of ACES screening. Target: NA</p> <p>113 ACES Screenings to parents and children</p> <p>64 Referrals based on results of screenings</p> <p>Home visits will be conducted. Target N/A : 971 Home visits</p> <p>Provide respite care to families needed at the FRC. Target: 100</p> <p>99 Families received respite services</p> <p>Provide parent education classes. Target: 100: 112 Parents participated in parent education classes</p> <p>Provide parent workshops. Target: NA: 40 workshops 1,178 parents participated</p> <p>Provide number of parents that complete parent education classes. Target: 50</p> <p>79 Parents completed the parent education classes</p> <p>Target: 40: 60 Fathers participated in Project Fatherhood</p> <p>19 Completed Project Fatherhood</p> <p>19 Fathers progressed from no contact with their children to supervised visitations</p> <p>16 Fathers progressed from supervised visitation to unsupervised visitations.</p> <p>9 Fathers gained custody of their children</p> <p>11 Fathers returned to become mentors</p> <p>46 Fathers participated in workshops</p>		
<p>G4 07. Increase organizations' ability to achieve program sustainability through training, technical assistance, and the ability to communicate accomplishments effectively.</p>	<p>Provider staff will participate in staff development/ trainings when available. Target: N/A</p> <p>Staff participated in 250 hours of staff development</p>		

Save the Children

Early Steps to School Success

Program Description

Save the Children's Early Steps to School Success (ESSS) program provided pre-natal educational services, educational services to children, early language development, and social and emotional development activities. The ESSS program provided services in Alpaugh, Farmersville, Pleasant View School in Poplar, Sunnyside School in Strathmore, Kings River and Tipton. Service providers were bicultural/bilingual, and services were provided during home visits for infants along with school-based activities for toddlers and preschoolers.

Service Description

Activities included child playgroups and storybook hours for children ages two through five; regular home visits two times per month; a book bag exchange program; child portfolios developed collaboratively with families to build knowledge and skill on the part of parents in observing, documenting, assessing, and promoting their children's early learning and literacy development; and regularly scheduled parent/child support and education groups. Pregnant women received monthly home visits. The visits focused on prenatal health and care, understanding a baby's developmental progress, helping new parents to provide an appropriate environment for their infants, and support for smoking cessation and substance abuse issues as needed, and a variety of parent education courses.

Amount Expended	Amount Matched	Clients Served	Cost Per Client
\$300,000	\$451,096	609	\$1,233
Objective	Milestones		
G2 O1. Increase the percentage of children participating in quality preschool and other school readiness programs	Recruit and enroll pregnant women/children into the program 0 to 5. Target: 300 299 Unduplicated families in the program Home visits will be conducted. Target: 1,440 2,419 Home visits were conducted Provide a book bag exchange program. Target: 180 Children 194 Children enrolled in book bag exchange program 3-5 51,122 Number of times parents reported reading to their children. 0-3 Year olds 48,822 Number of times parents provided book bag exchange books to 3-5 year olds Provide monthly parent/child groups. Target: 150 165 Children participated in groups 942 times (duplicated count) 158 Parents participated in 735 groups times (duplicated count) 83 Via sessions parent child/groups Children will be screened for developmental concerns and referred for services. Target: N/A 144 Children were screened via the ASQ. Implementation of ACES screening. Target: NA 20 ACES Screenings to parents and children 0 Referrals based on results of screenings		
G4 O7. Increase organizations' ability to achieve program sustainability through training, technical assistance, and the ability to communicate accomplishments effectively.	Provider staff will participate in staff development/ trainings when available. Target: N/A Staff participated in 1,161 hours of staff development		

United Way of Tulare County

2-1-1 Referral System

Program Description

2-1-1 is a national social service multilingual hotline to help people find organizations that can provide a service. United Way of Tulare County is the lead agency for the local 2-1-1 program.

Service Description

2-1-1 Tulare County is a free, confidential, 24/7 service available in multiple languages. The service is also available on the internet and mobile phone app by Intelliful. The three-digit calling number connects community members with valuable resources such as mental health, housing, utility assistance, food, and clothing. The program is also incorporating follow up calls to ensure that families are linked to services.

Amount Expended	Amount Matched	Clients Served	Cost Per Client
\$160,578	\$192,236	9,613	\$37
Objective	Milestones		
<p>G3 O1,2:</p> <p>1. Increase the percentage of children whose families have adequate food in their homes and are food secure.</p> <p>2. Increases the percentage of families that have access to information about services and are provided linkages to jobs, training programs, parent education, child care, substance abuse, and other resources that promote stability.</p> <p>G4 O4. Support the availability of cross-professional training to provide a comprehensive approach to child and family needs.</p> <p>G4 O7. Increase organizations' ability to achieve program sustainability through training, technical assistance, and the ability to communicate accomplishments effectively.</p>	<p>24/7/365 Provide a toll free information and referral access line. Target: 10,000</p> <p>9,007 Contacts were made via the toll free information line</p> <p>21 Calls were regarding child development concerns</p> <p>59 Referrals for child development concerns (One caller may receive more than 1 referral). 4 Follow up calls were completed for child development concerns</p> <p>Follow up calls will be provided. Target :N/A</p> <p>370 Follow up calls were made</p> <p>Outreach at community events will occur throughout the contract term to promote the system. Target: N/A</p> <p>90 Events were attended by United Way 2-1-1 Staff</p> <p>211 will be accessible on the internet. Target: 20,000</p> <p>42,409 Unique hits were made to the website</p> <p>1,121 database updates were completed</p> <p>Each month indicate the number of new 2-1-1 Intelliful app downloads.</p> <p>19,118 Requests for services were made via the app Intelliful</p> <hr/> <p>Provider staff will participate in staff development/ trainings when available. Target: N/A</p> <p>Staff participated in 200 hours of staff development</p>		

Visalia Unified School District

Building Futures Program

Program Description

The Visalia Unified School District Building Futures Program provided case management services, referrals, workshops, and parenting classes. This is the programs second year of implementation.

Service Description

Services included intensive case management, food pantry distributions, linkages to community resources and Family Resource Network, parent education and referral services.

Amount Expended	Amount Matched	Clients Served	Cost Per Client
\$154,664	\$120,127	192	\$1,431
Objective	Milestones		
<p>G1 O5. Increase the percentage of children with access to early screening, identification, and services for developmental delay and mental behavioral health issue.</p> <p>G3 O1,2,3,</p> <p>1. Increase the percentage of children whose families have adequate food in their homes and are food secure.</p> <p>2. Increases the percentage of families that have access to information about services and are provided linkages to jobs, training programs, parent education, child care, substance abuse, and other resources that promote stability.</p> <p>3. Provide families with targeted intensive and/ or clinical family support services, including home visiting.</p> <p>G4 O7. Increase organizations' ability to achieve program sustainability through training, technical assistance, and the ability to communicate accomplishments effectively.</p>	<p>Provide case management to families. Target: 100 102 Families received case management services 94 Unduplicated home visits</p> <p>Completion of family's Child/Family Service Plan. Target: 100 96 Family Plans completed</p> <p>Provide Great Kids Curriculum. Target: 25 43 Parents participated in Growing Great Kids curriculum 37 Parents completed Growing Great Kids curriculum</p> <p>Provide Parent workshops at 3 locations. Target: 15 31 Workshops completed Target: 150, 318 parents participated 191 Referrals to services</p> <p>Target support sessions to families and children. Target: 40 499 Family support sessions via school social worker and liaison 174 Families linked to various agencies such as Parenting Network</p> <p>Organize Resource Fair for families to attend within areas (Goshen, Ivanhoe, and Community Resource Centers) Target: 3 7 Resource Fairs were attended</p> <p>Implementation of ACES screening. Target: NA 20 ACES Screenings to parents and children 2 Referrals based on results of screenings</p>		
	<p>Provider staff will participate in staff development/ trainings when available. Target: N/A Staff participated in 136 hours of staff development</p>		

Woodlake Unified School District

Woodlake Family Resource Center

Program Description

The Woodlake Family Resource Center provides direct services and case management including developmental screenings, health assessments, health insurance enrollment, and support groups.

Service Description

Services included intensive case management, food pantry distributions, parent education, parent-to-parent support groups, and referrals to health, dental, and counseling services. The program provided community events and enrichment activities.

Amount Expended	Amount Matched	Clients Served	Cost Per Client
\$121,796	\$48,991	603	\$283
Objective	Milestones		
<p>G3 O1,2,3,4,6.</p> <p>1. Increase the percentage of children whose families have adequate food in their homes and are food secure.</p> <p>2. Increases the percentage of families that have access to information about services and are provided linkages to jobs, training programs, parent education, child care, substance abuse, and other resources that promote stability.</p> <p>3. Provide families with targeted intensive and/ or clinical family support services, including home visiting.</p> <p>4. Reduce the number of children who are abused and neglected, and exposed to other forms of violence in their homes.</p> <p>6. Increase the percentage of parents and other caregivers with skills to use effective and appropriate discipline regarding their children's behavioral issues.</p> <p>G4 O7. Increase organizations' ability to achieve program sustainability through training, technical assistance, and the ability to communicate accomplishments effectively.</p>	<p>Ensure linkage to a medical home. Target: 80</p> <p>150 Children referred to a medical home</p> <p>148 Children were linked to medical home</p> <p>148 Families referred to health insurance 147 linked at follow up</p> <p>Home visits will be conducted. Target: N/A</p> <p>211 Home visits conducted</p> <p>Ensure linkage to a dental home. Target: 50</p> <p>130 Children referred to a dental home. 123 Linked children to dental home</p> <p>Assess children via ASQ and ASQ-SE for developmental delay. Target: 50</p> <p>141 Children assessed for developmental delays</p> <p>Provide case management /home visitation to families. Target: 80 :</p> <p>112 Families received case management</p> <p>Implementation of ACES screening. Target: NA</p> <p>173 ACES Screenings to parents and children</p> <p>18 Referrals based on results of screenings</p> <p>Provide parent education classes. Target: 80 homes assessed via SafeCare</p> <p>114 Homes assessed, 6 parents completed SafeCare program</p> <p>Refer families to jobs, training, childcare, substance abuse programs. Target: 50</p> <p>46 Referrals to families, 34 linked to service</p> <p>Refer children to preschool. Target: 25</p> <p>37 Children referred to preschool and 33 linked to service</p> <p>Provider staff will participate in staff development/ trainings when available. Target: N/A</p> <p>Staff participated in 122 hours of staff development</p>		



INTENTIONALLY LEFT BLANK

First 5 Administered Programs

Program Name	Program Description	Total Funding 2022-23
<u>Licensed Child Care Provider Mini Grants</u>	30 Licensed Family Child Care Homes that provide care for children (ages 0-5) received a mini grant in the amount of \$1,500 each. Small and Large Family Child Care homes were served. Staff conducted site visits pre/post purchases to ensure sites were viable and serving children in the 0 to 5 population.	\$45,000
<u>One Time Grants</u>	The First 5 Tulare County One-Time Capital Grants program was created as a way to support projects that did not involve on-going program services. There was a need for capital grants to round out endeavors where providers had secured funding for operations from other services.	\$32,597
<u>Special Project Grants</u>	Special Project Grant Program was established to allow flexibility in funding one-time, smaller grants that do not rise to the level of the larger competitive projects.	\$81,470
<u>Kits for New Parents</u>	Kits for New Parents is a partnership with First 5 California. First 5 California provides each county with a specific number of kits relative to their county's birth rate.	Funded by First 5 California
<u>PLAY Program</u>	Via a partnership with Health and Human Services Agency of Tulare County, an evidence based home visitation model Parents as Teachers is implemented at eight Family Resource Centers (FRC's) in Tulare County.	\$1,765,859 Funded via CalWORKs State Grant
<u>HVC Training</u>	Trainings designed to meet the needs of Home Educators. Home visitation needs assessment conducted to ensure topics are relevant.	\$29,190



Kits for New Parents

Program Description

Service Description

Each Kit for New Parents contains:

- California Parent Guide
- What to Do When Your Child Gets Sick book
- Numbers Touch and Feel children's board book
- California Poison Control brochure and magnet
- Colorful, reusable First 5 California "Talk. Read. Sing." tote bag

*NOTE: Kits are provided by First 5 California, First 5 staff works with local partners to ensure kits are distributed to organizations throughout the county.

Primary Result	Milestones
<p>H. Parents use appropriate parenting skills</p>	<p>Number of New Parent Kits (NPK) Distributed in English and Spanish Target 6,000.</p> <p>There was a decline in distribution of New Parent Kits this year, as programs continue to recover from the pandemic. Agencies did not request as many kits as they had in previous years, yet was an increase from the previous year.</p> <p>The overall goal of Kits for New Parents was to provide parents with tools and resources in order to provide their children with safe environments, keep them healthy, and promote school readiness.</p> <p><u>Interpretations</u></p> <ul style="list-style-type: none"> • In 2022-2023, First 5 partners distributed 2,865 Kits to parents throughout Tulare County. Of those, 1,701(59 percent) were in English and 1,164 (41percent) were in Spanish. <p>Kits were distributed to the following partners:</p> <ul style="list-style-type: none"> • 45% Hospitals • 33%Community-Based Organizations • 12% Clinics • 1% Schools • 8% County Departments • 1% Private Practice



Licensed Child Care Provider

Mini Grants

Program Description

30 Licensed Family Child Care Homes that provide care for children (ages 0-5) received a mini grant in the amount of \$1,500 each. Small and Large Family Child Care homes benefitted from the Mini Grants. Recipients received a total of: \$45,000.00

Licensed Family Child Care Homes



<u>Alma Gomez</u>	Gomez, Alma Family Child Care
<u>Ana Lopez</u>	Happy Faces Daycare
<u>Araceli Muñoz</u>	Araceli's Day Care
<u>Beatriz Torres</u>	Torres Beatriz Family Childcare
<u>Carmen Diaz</u>	Nana's Family Daycare
<u>Claudia Torres</u>	Risitos de Oro Family Daycare
<u>Dulce Meave</u>	Dulce Meave Family Childcare
<u>Elisandra Sepulveda</u>	Sepulveda Elisandra Family Child Care
<u>Esmeralda Prieto</u>	Joe & Jimmy's Playhouse
<u>Guadalupe Penuelas</u>	Corazonsitos Alegres
<u>Iris Magana</u>	Sunshine Children Daycare
<u>Janet Toledo De Richardson</u>	Toledo De Richardson, Janet Family Child Care
<u>Lovely Jackson</u>	Lovelys Little Babies Childcare
<u>Magda Saldivar</u>	Guarderia Mundo de Juguete
<u>Maria Baltierra</u>	Baltierra, Maria
<u>Maria Hernandez</u>	Maria's DayCare
<u>Maria Luna</u>	Luna Maria Family Child Care
<u>Maria Perez</u>	Perez, Maria Family Child Care
<u>Marilyn McCall</u>	Kids R First Daycare
<u>Marlene Luna</u>	Marlene's Family Childcare
<u>Martha Ayon</u>	Ayon Family Day Care
<u>Melinda Garbutt</u>	Garbutt, Melinda Family Child Care
<u>Mona Martinez</u>	Little Footprints Day Care
<u>Nanci Garcia</u>	Garcia, Nanci Family Child Care
<u>Rosalinda Ochoa</u>	Ochoa's Day Care
<u>Silvia Orozco</u>	Lemus de Orozco Silvia Family Childcare
<u>Susana Magana</u>	Magana Family Day Care
<u>Tomasa Perez</u>	Tomis Day Care
<u>Virginia Rangel</u>	Rangel, Virginia Family Child Care
<u>Yulisa Orozco</u>	Orozco, Yulisa Family Child Care Home



One Time Grants

Program Description

The First 5 Tulare County One-Time Capital Grants program was created as a way to support projects that did not involve on-going program services. There was a need for capital grants to round out endeavors where providers had secured funding for operations from other services.

Program Name	Program Description	Total Funding 2022-2023
<u>Lindsay Unified School District Kennedy Pre-school</u>	The purchase and installation of a shade structure.	\$20,000
<u>Visalia Charter Independent Study-Childcare Enrichment Center</u>	The purchase of outdoor play equipment for pregnant and teen parents.	\$12,597
Total:		\$32,597

Special Project Grants

Program Description

The First 5 Tulare County Special Project Grant Program funded activities, purchases, and events consistent with the Commission's Strategic Plan and which did not fall under other funding programs. Special Project Grants have variable terms depending upon the unique goals of each grant.

Organization	Program Description	Total Funding 2022-2023
<u>Altura Centers for Health</u>	The purchase of two Edan F6 fetal heart monitors and coloring books.	\$10,720
<u>Blanket Ladies</u>	To purchase fabric binding and other supplies to be used by volunteers to make blankets, hats, bibs, etc. for young children to be distributed through the Family Resource Centers, domestic violence shelters, CASA, and other programs serving families.	\$17,000
<u>Child Welfare Services (CWS) Children's Toy Drive</u>	To assist with the purchase of items for the annual Christmas toy drive for children in foster care.	\$20,000
<u>Dinuba Unified School District 7th Annual Health and Resource Fair</u>	Organizations will provide services such as mental health, physical health, dental health, nutrition, immunizations, employment, early childhood education, and childcare among other services. In addition, coordinated with local health organizations to provide children and parents with free health screenings.	\$1,000
<u>Visalia's Family Fest & Resource Fair</u>	To provide families who have a child with Down Syndrome an opportunity to gain information and resources within their community, and to connect with other families.	\$1,750
<u>Gateway Preschool</u>	To expand preschool experiences regarding physical activity and nutrition.	\$10,000
<u>Imagine with Keira</u>	The print of the book, "Imagine with Keira," to distribute to children for free through law enforcement.	\$2,500
<u>Parenting Network Special Lives Without Limits</u>	Special Lives Without Limits community event to promote the importance of inclusion within the community.	\$6,000
<u>Univision Feria de Salud y Recursos 2022</u>	To promote various medical service resources to the community.	\$1,000
<u>Community Sponsorships</u>	To promote local agency efforts and raise awareness for their programs and services.	\$11,500
Total:		\$81,470

PLAY Program

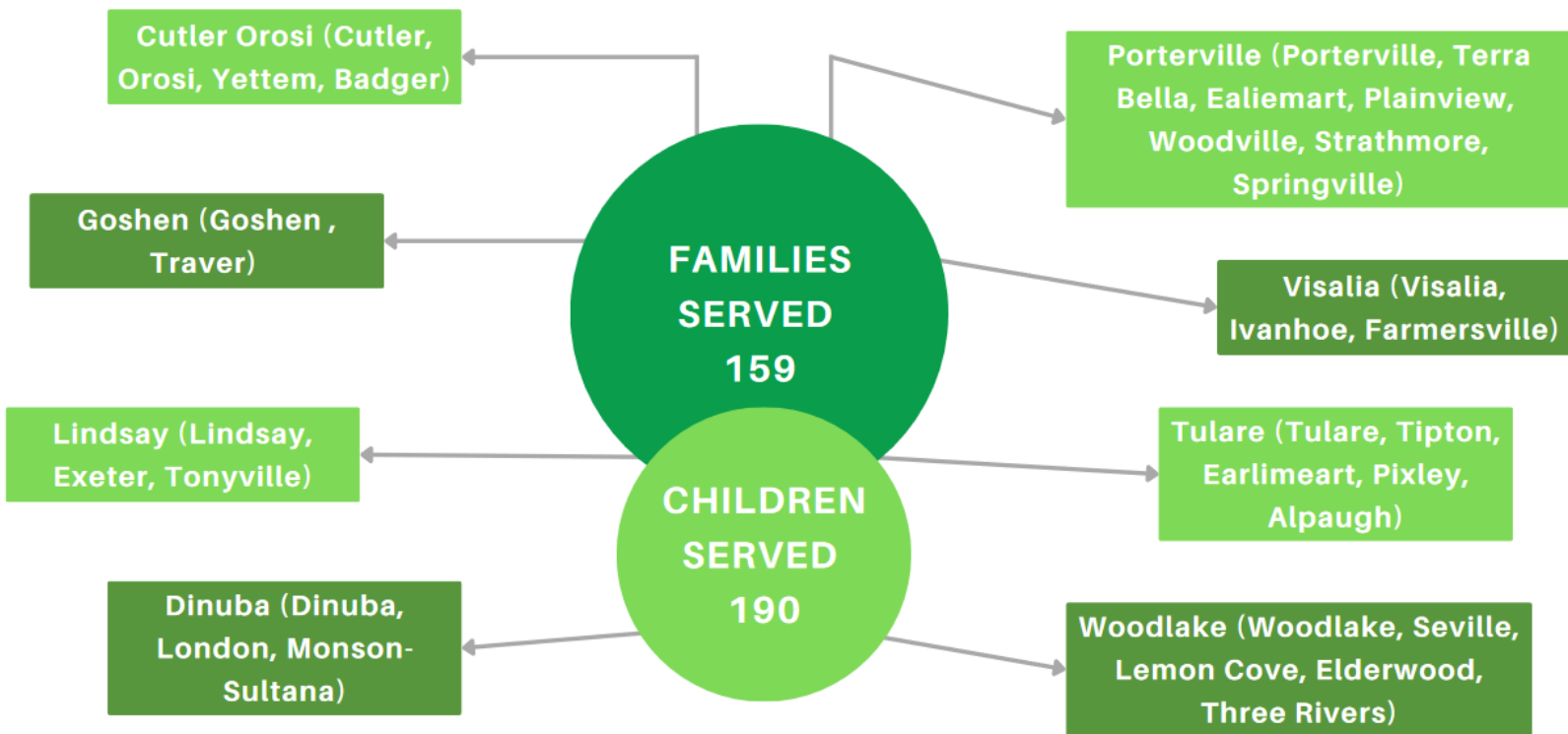
Program Description

First 5 Tulare County in partnership with Tulare County Health and Human Service Agency (HHSA) participated in statewide grant funding opportunity. Funds were utilized to provide in-home case management services to CalWorks families utilizing the Parents As Teachers model (PAT)

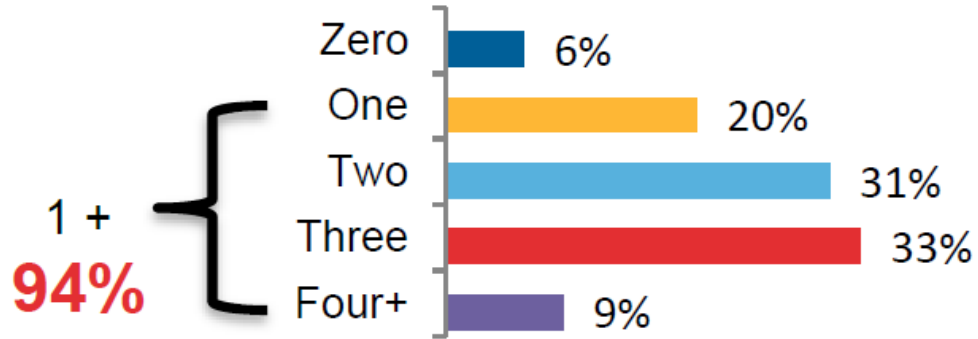
Service Description

Parents as Teachers is an evidenced based model that is offered to families at the following Family Resource Centers: Cutler Orosi, Dinuba, Goshen, Lindsay, Porterville, Tulare, Visalia, and Woodlake. CalWorks and CalLearn families are referred to the Family Resource Centers for intensive home visitation services.

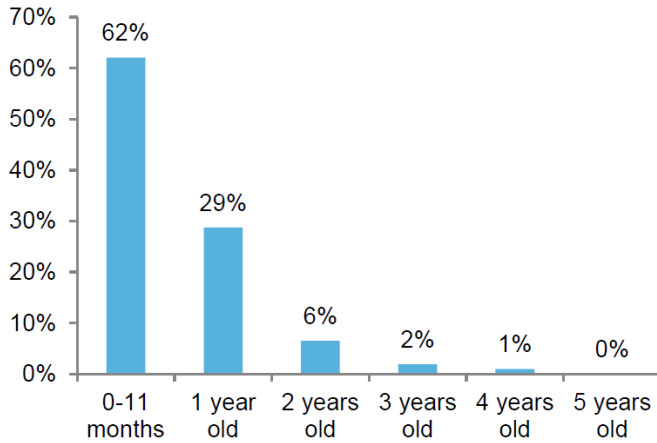
PLAY PROGRAM SITES



Families with Stressors (%)

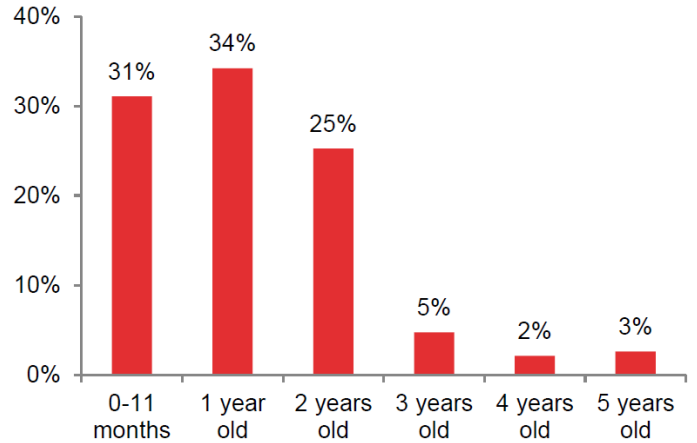


Child Age at Enrollment



● 23.0% Enrolled Prenatally

Child Age at End of Program Year



Personal Visits

1,067



Group Connections

Average # of group connections per affiliate = 68

63 enrolled families attended

Immunizations

81%



of 19–35 month olds reported up-to-date

PLAY Program Continued...

Family-Centered Assessment



Goals Documented



Resource Connections



Developmental Screening



15 referred this program year for further assessment based on screening/review

3 received follow-up services this program year

Health Review



84 Potential delays/concerns identified

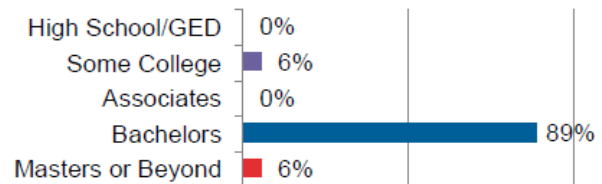
Developmental **23**
 Social-emotional **9**
 Hearing **8**
 Vision **35**
 Physical Health **9**

Parent Educators

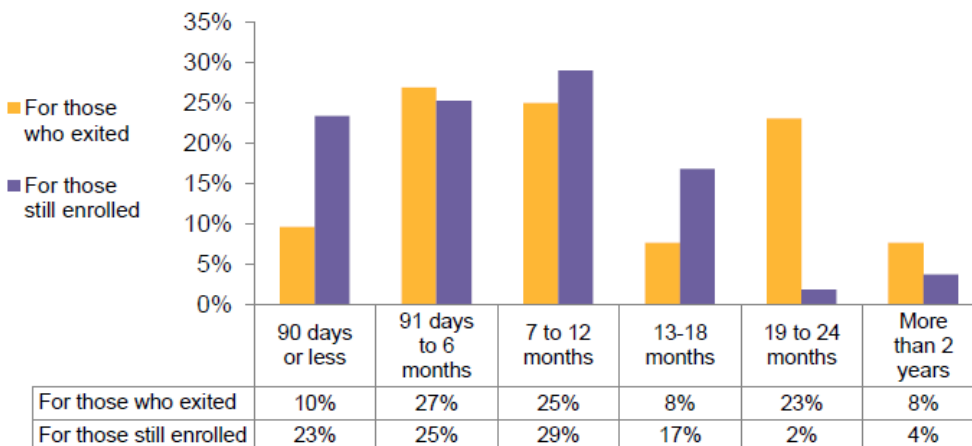


Total **18**
 Full-Time **16**
 Part-time **2**

Parent Educator Level of Education



Length of Time Enrolled in Program



Waitlist and Family Retention

75% Family Retention Rate

78% Family Retention Rate (excluding families who moved out of service area)

2 Families on waitlist

NOTE: Retention rates are based on one year of data.



Developmental Screening Training
ASQ/ASQ-SE



HVC Program

Program Description

First 5 Tulare County, extended the Home Visitation Coordination (HVC) Program in 2022-2023 fiscal year. Previously, this program was funded via First 5 California, once funding ended First 5 Tulare County and community partners wanted to maintain program momentum and continue to provide professional development opportunities for Home Visitors throughout Tulare County. The content is based on survey information, home visitation coordination advisory committee, and stakeholders input.

Service Description

Based on findings from the home visitation environmental scan four trainings were identified as needed 1) Adverse Childhood Experiences Screening (ACES), 2) domestic violence, 3) communication, and 4) mental health. The 3 hour trainings consist of subject matter experts, guided group discussion, opportunities for role play, and networking.

On average 61 Home Visitors attended each training.





Back by Popular Demand



GENEVIEVE G. VALENTINE, LMFT

Bringing over a decade of experience in Behavioral Health Services including leadership roles in Adult/Older Adult Outpatient Services and Child, Family, and Transitional Aged Youth Services, Genevieve Valentine is a fierce advocate for family mental health- believing that it takes a village to heal a community.

First 5 Tulare County
Home Visitation Coordination
Advisory Committee presents:

**Strategies for the Home Visitor
How to Support Families
Experiencing Mental Health Issues**

Location: TCOE Doe Ave Office
(Sequoia)
Date: October 12, 2022
Time: 9:30-12:30

Space is limited so RSVP by:
October 5, 2022
To: Susy Ceja at: sc@first5tc.org



HOME VISITATION COORDINATION


PRESENTER:
JASON WILLIAMS, MA

BRAIN WISE SOLUTIONS
GROUP INC.

ACES TRAINING

Working to ensure
the mental health
of our children

- Date: January 19, 2023
- Time: 9:00 AM-12:00 PM
- Location: TCOE Doe Ave Offices Elderwood Room
- Please RSVP to Susy sc@first5tc.org by January 12, 2023



Domestic Violence

HOME VISITATION COORDINATION



Catalyst Domestic Violence
Services Presents:

**Sarah Sullivan &
Jackie Kent**

*Domestic Violence
and the Impact of
Substance Abuse on
Home Visiting Families*

*Breakfast will be included
sign-up today and
reserve your seat*

March 16, 2023

Time: 9:30-12:30 PM
TCOE Doe Ave Offices
Elderwood Room

Topics Include:

1. How home visiting models target high-risk families, that often involve domestic violence and substance use
2. How to equip home visitors with strategies to enhance engagement for high-risk substance using families
3. How to understand the impact of substance abuse and domestic violence on children and families
4. How to integrate mental health supports into home visiting
5. How the power of home visiting can address intimate partner violence

PLEASE RSVP BY MARCH 9, 2023 TO SUSY CEJA AT SC@FIRST5TC.ORG



COMMUNICATION SKILLS

Home Visitation Coordination Presents

GENEVIEVE G. VALENTINE, LMFT
Increasing Home Visitors' Communication Skills

- How to build and maintain trust
- How to recognize when someone is holding back
- How to read between the lines
- How to handle conversations when there's more than one caregiver in the home
- Motivational Interviewing



Please RSVP to: sc@first5tc.org by May 18, 2023

Date: May 25, 2023
Location: 7000 Doe Ave.
Elderwood Room

Time: 9 A.M. - 12:00 P.M.
RSVP to Susy Ceja at:
sc@first5tc.org



FIRST 5 TULARE COUNTY COMMISSIONERS

Karen Elliott, MBA, Chair

Megan Ide, DDS, Chair Elect

Christine A. Nelson, M.D.

Julie Berk, M.A. ADM

Irma Rangel, LCSW

Pete Vander Poel

Donna Ortiz

FIRST 5 TULARE COUNTY STAFF

Michele Eaton, Executive Director

Aaron Cooper, CPA, Finance Manager

Christina Saucedo, MBA, Chief Program Officer

Timberly Romero, Program Officer

Marleene Fonvergne, Administrative/Fiscal Assistant

